

Coach Registration Process



<https://registration.nationalcybercup.org/>



- Complete all fields
- Accept the terms and conditions
- Click **'Submit'**

Coach Registration

Personal Info

First Name

Last Name

How many years have you taught cybersecurity in the K-12 setting?

Gender

Race

Age

School/Organization

Organization/School Name

City

State

District

Organization Zip Code

Is the school a Title I school?

What is your role in this organization/school?

Login Credentials

Email

Confirm Email

Password

Confirm Password

I agree to the [terms of use](#) and [privacy policy](#).

Coach Registration Process

- Successful registration
- Check inbox of the email address you registered with to verify.



- You will see this email message.
- Take note of the email verification code.

Hi Cyber,

Thanks for creating an account!

Login at <https://registration.nationalcybercup.org/login> to verify your email address.

Email Verification Code:

~~XXXXXXXXXX~~

Thank you,

The National Cyber Cup Team

CYBER.ORG

- Return to the login page and log in using your credentials.




Coach Registration Process

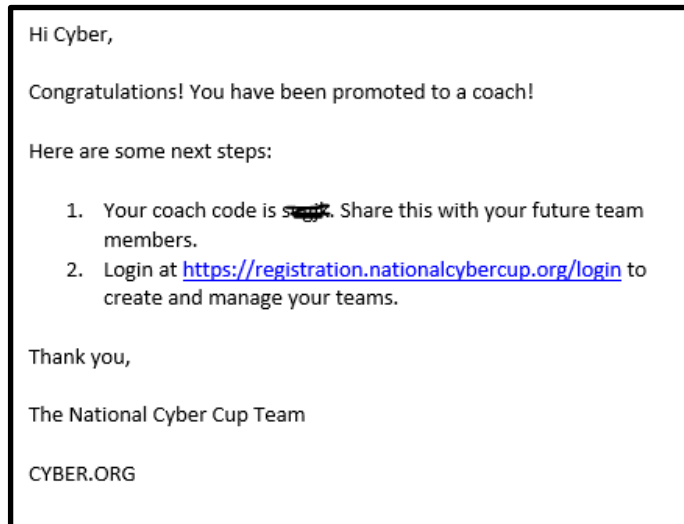
- You will be prompted to enter your verification code.



- This message will appear indicating that your email has been verified.
- It will take 24-48 hours for your account to be approved.



- You will receive an email notification when your account is approved.

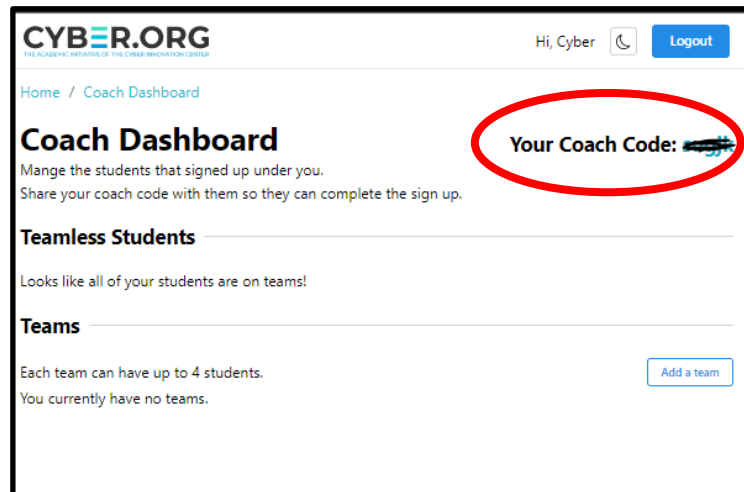


Coach Registration Process

- When your account is approved, you can return to the login page and login with your credentials.



- When you login for the first time, you will see your Coach Dashboard.
- Your Coach Code is in the upper right corner. Parents will need this code to complete registration for their student.
- When parents register students, you will be able to “view students” and add them to a team.



- When you create a team, they will automatically be named.
- You will view student info and a generated username and password for the competition.

